

Financial Highlights

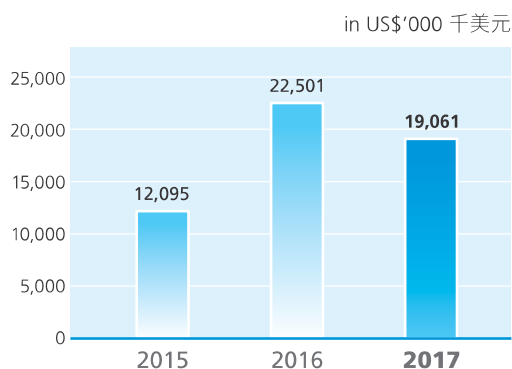
財務摘要

截至十二月三十一日止年度
For the year ended 31 December

		2017 US\$'000 千美元	2016 US\$'000 千美元	Difference 差異
Revenue	收益	322,805	327,640	(1.5%)
Gross profit	毛利	68,137	79,030	(13.8%)
Profit for the year	本年度溢利	18,738	22,233	(15.7%)
Profit attributable to owners	擁有人應佔溢利	19,061	22,501	(15.3%)
Basic earnings per share	每股基本盈利	1.25 US cents美仙	1.48 US cents美仙	
Diluted earnings per share	每股攤薄盈利	1.25 US cents美仙	1.48 US cents美仙	
Final dividend proposed per share	擬派每股末期股息	0.443 US cents美仙	0.837 US cents美仙	
Total dividends paid and proposed per share	已付及擬派每股股息總額	0.750 US cents美仙	1.478 US cents美仙	

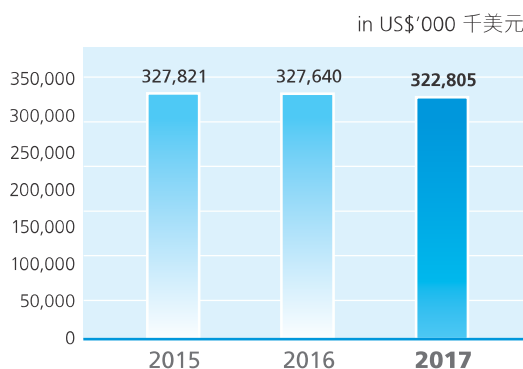
PROFIT ATTRIBUTABLE TO OWNERS

擁有人應佔溢利



REVENUE

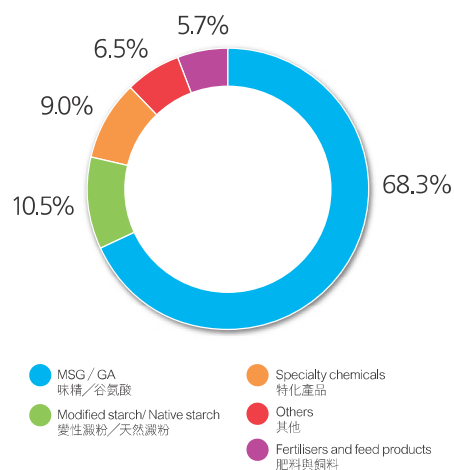
收益



REVENUE BY PRODUCTS

按產品分類之收益

12 months ended 31 Dec 2017
截至二零一七年十二月三十一日止十二個月



REVENUE BY GEOGRAPHIC LOCATION

按地區分類之收益

12 months ended 31 Dec 2017
截至二零一七年十二月三十一日止十二個月

